

THE SCHOOL DISTRICT OF PALM BEACH COUNTY
TRANSPORTATION DEPARTMENT

Preventive Maintenance Vehicle Inspection

Vehicle Type (check one only)

- Car Light Truck Tractors
 SUV HD Truck Fork Lift
 Trailer Other _____

KEY:

- P = Passed
RN = Repair Needed
NA = Not Applicable

Vehicle # 7X 136994 Make/Model Year Ford Crown Vic 07 Odometer 97139 Repair Order # _____

SECTION 1 - INTERIOR	P	RN	NA
1. Interior Lights	<input checked="" type="checkbox"/>	<input type="checkbox"/>	<input type="checkbox"/>
2. Gauges, warning lights	<input checked="" type="checkbox"/>	<input type="checkbox"/>	<input type="checkbox"/>
3. Windshield wipers, washers	<input checked="" type="checkbox"/>	<input type="checkbox"/>	<input type="checkbox"/>
4. Heater, defrost fan	<input checked="" type="checkbox"/>	<input type="checkbox"/>	<input type="checkbox"/>
5. Air Conditioner	<input checked="" type="checkbox"/>	<input type="checkbox"/>	<input type="checkbox"/>
6. Rear view mirror	<input checked="" type="checkbox"/>	<input type="checkbox"/>	<input type="checkbox"/>
7. Horn	<input checked="" type="checkbox"/>	<input type="checkbox"/>	<input type="checkbox"/>
8. Seat belts/Seats	<input checked="" type="checkbox"/>	<input type="checkbox"/>	<input type="checkbox"/>
9. Parking brake handle, valve, pedal, pedal pad	<input checked="" type="checkbox"/>	<input type="checkbox"/>	<input type="checkbox"/>
10. Windshield, other glass	<input checked="" type="checkbox"/>	<input type="checkbox"/>	<input type="checkbox"/>
11. Cleanliness	<input checked="" type="checkbox"/>	<input type="checkbox"/>	<input type="checkbox"/>
12. <input type="radio"/> Insurance card <input type="radio"/> Registration	<input type="checkbox"/>	<input type="checkbox"/>	<input type="checkbox"/>
13. Vehicle breakdown decal	<input type="checkbox"/>	<input type="checkbox"/>	<input type="checkbox"/>

SECTION 2 - EXTERIOR	P	RN	NA
1. Lights, reflectors	<input checked="" type="checkbox"/>	<input type="checkbox"/>	<input type="checkbox"/>
2. Wiper blades	<input checked="" type="checkbox"/>	<input type="checkbox"/>	<input type="checkbox"/>
3. Vehicle number visible	<input type="checkbox"/>	<input type="checkbox"/>	<input type="checkbox"/>
4. Wheels, lug nuts, axle flanges	<input checked="" type="checkbox"/>	<input type="checkbox"/>	<input type="checkbox"/>
5. Fuel tank cap	<input checked="" type="checkbox"/>	<input type="checkbox"/>	<input type="checkbox"/>
6. General body cond./body damage	<input checked="" type="checkbox"/>	<input type="checkbox"/>	<input type="checkbox"/>
7. License plate	<input type="checkbox"/>	<input type="checkbox"/>	<input type="checkbox"/>
8. Hazard triangles	<input type="checkbox"/>	<input type="checkbox"/>	<input checked="" type="checkbox"/>
9. Side mirrors	<input checked="" type="checkbox"/>	<input type="checkbox"/>	<input type="checkbox"/>
10. Breakaway brake	<input type="checkbox"/>	<input type="checkbox"/>	<input checked="" type="checkbox"/>

SECTION 3 - UNDER VEHICLE	P	RN	NA
1. King pins or ball joints	<input type="checkbox"/>	<input type="checkbox"/>	<input type="checkbox"/>
2. Ties rod, drag link, center link, idler arm, pitman arm & CV boot	<input type="checkbox"/>	<input type="checkbox"/>	<input type="checkbox"/>
3. Steering box, Tight to frame, fluid leaks or play in gears	<input type="checkbox"/>	<input type="checkbox"/>	<input type="checkbox"/>
4. Front springs	<input type="checkbox"/>	<input type="checkbox"/>	<input type="checkbox"/>
5. Spring shackles and bushings	<input type="checkbox"/>	<input type="checkbox"/>	<input type="checkbox"/>
6. Control arm bushings	<input type="checkbox"/>	<input type="checkbox"/>	<input type="checkbox"/>
7. Front shocks	<input type="checkbox"/>	<input type="checkbox"/>	<input type="checkbox"/>
8. Wheel bearings/wheel seals	<input type="checkbox"/>	<input type="checkbox"/>	<input type="checkbox"/>
9. Hydraulic lines, fuel lines, air lines, and wires Secure to frame	<input type="checkbox"/>	<input type="checkbox"/>	<input type="checkbox"/>
10. Apply brakes, check operation	<input type="checkbox"/>	<input type="checkbox"/>	<input type="checkbox"/>
11. Tongue jack/coupling device	<input type="checkbox"/>	<input type="checkbox"/>	<input type="checkbox"/>
12. Clutch	<input type="checkbox"/>	<input type="checkbox"/>	<input type="checkbox"/>
13. Emergency brake adjustments	<input type="checkbox"/>	<input type="checkbox"/>	<input type="checkbox"/>
14. Motor & transmission mounts	<input type="checkbox"/>	<input type="checkbox"/>	<input type="checkbox"/>
15. Engine oil leaks	<input type="checkbox"/>	<input type="checkbox"/>	<input type="checkbox"/>
16. Transmissions leaks	<input type="checkbox"/>	<input type="checkbox"/>	<input type="checkbox"/>
17. PTO, shaft, u-joints, center bearing	<input type="checkbox"/>	<input type="checkbox"/>	<input type="checkbox"/>
18. Tightness of frame-hung components	<input type="checkbox"/>	<input type="checkbox"/>	<input type="checkbox"/>
19. Control rods, cables	<input type="checkbox"/>	<input type="checkbox"/>	<input type="checkbox"/>
20. Drive shaft	<input type="checkbox"/>	<input type="checkbox"/>	<input type="checkbox"/>
21. Fifth wheel and/or tow pintle/safety chains	<input type="checkbox"/>	<input type="checkbox"/>	<input type="checkbox"/>
22. Front brakes - adjust/measurements R/F _____ L/F _____	<input type="checkbox"/>	<input type="checkbox"/>	<input type="checkbox"/>
23. Rear brakes - adjust/measurements R/R _____ L/R _____	<input type="checkbox"/>	<input type="checkbox"/>	<input type="checkbox"/>

SECTION 3 - UNDER VEHICLE continued	P	RN	NA
23. Rear springs & hangers	<input type="checkbox"/>	<input type="checkbox"/>	<input type="checkbox"/>
24. Rear shocks	<input type="checkbox"/>	<input type="checkbox"/>	<input type="checkbox"/>
25. Rear wheel seals	<input type="checkbox"/>	<input type="checkbox"/>	<input type="checkbox"/>
26. Pinion seal	<input type="checkbox"/>	<input type="checkbox"/>	<input type="checkbox"/>
27. Differential gear lube <input type="radio"/> 50 <input type="radio"/> 90,000 mi	<input type="checkbox"/>	<input type="checkbox"/>	<input type="checkbox"/>
28. Body mounts	<input type="checkbox"/>	<input type="checkbox"/>	<input type="checkbox"/>
29. Drain air tanks	<input type="checkbox"/>	<input type="checkbox"/>	<input type="checkbox"/>
30. Tires: Tread wear pattern air pressure 5/32 Front 3/32 rear	<input type="checkbox"/>	<input type="checkbox"/>	<input type="checkbox"/>
31. Rotate tires: <input type="radio"/> 30 <input type="radio"/> 60 <input type="radio"/> 90,000 mi	<input type="checkbox"/>	<input type="checkbox"/>	<input type="checkbox"/>


SECTION 4 - ENGINE COMPARTMENT	P	RN	NA
1. Radiator, radiator cap	<input checked="" type="checkbox"/>	<input type="checkbox"/>	<input type="checkbox"/>
2. Radiator & heater hoses	<input checked="" type="checkbox"/>	<input type="checkbox"/>	<input type="checkbox"/>
3. Drive belts (adjust)	<input checked="" type="checkbox"/>	<input type="checkbox"/>	<input type="checkbox"/>
4. Battery terminals (clean)	<input checked="" type="checkbox"/>	<input type="checkbox"/>	<input type="checkbox"/>
5. Test battery, tray hold down	<input checked="" type="checkbox"/>	<input type="checkbox"/>	<input type="checkbox"/>
6. Fuel system	<input checked="" type="checkbox"/>	<input type="checkbox"/>	<input type="checkbox"/>
7. Air or vacuum leaks	<input checked="" type="checkbox"/>	<input type="checkbox"/>	<input type="checkbox"/>
8. Oil/Coolant leaks	<input checked="" type="checkbox"/>	<input type="checkbox"/>	<input type="checkbox"/>
9. Fuel levels, brake, ATF, power steering	<input checked="" type="checkbox"/>	<input type="checkbox"/>	<input type="checkbox"/>
10. Engine diagnostics DEAG	<input checked="" type="checkbox"/>	<input type="checkbox"/>	<input type="checkbox"/>
11. Emission control system	<input checked="" type="checkbox"/>	<input type="checkbox"/>	<input type="checkbox"/>
12. Steering shaft u-joint	<input checked="" type="checkbox"/>	<input type="checkbox"/>	<input type="checkbox"/>
13. Compressor oil feed line	<input type="checkbox"/>	<input type="checkbox"/>	<input checked="" type="checkbox"/>
14. All hoses & wires secure	<input checked="" type="checkbox"/>	<input type="checkbox"/>	<input type="checkbox"/>
15. Replace transmission fluid <input type="radio"/> 30,000 <input type="radio"/> 60,000 <input type="radio"/> 90,000 miles	<input type="checkbox"/>	<input type="checkbox"/>	<input type="checkbox"/>
16. Lube chassis each service	<input type="checkbox"/>	<input type="checkbox"/>	<input type="checkbox"/>
17. Replace engine air filter <input type="radio"/> 30,000 <input type="radio"/> 60,000 <input type="radio"/> 90,000 miles	<input type="checkbox"/>	<input type="checkbox"/>	<input type="checkbox"/>
18. Replace fuel filter <input type="radio"/> 30,000 <input type="radio"/> 60,000 <input type="radio"/> 90,000 miles	<input type="checkbox"/>	<input type="checkbox"/>	<input type="checkbox"/>
19. Replace cabin filter <input type="radio"/> 30,000 <input type="radio"/> 60,000 <input type="radio"/> 90,000 miles	<input type="checkbox"/>	<input type="checkbox"/>	<input type="checkbox"/>
20. Replace radiator fluid <input type="radio"/> 50,000 <input type="radio"/> 100,000 miles	<input type="checkbox"/>	<input type="checkbox"/>	<input type="checkbox"/>

SECTION 5 - LUBRICATION (enter quantities)	Yes	No
1. Oil & Filter change	<input type="checkbox"/>	<input type="checkbox"/>
2. Oil Quarts _____	<input type="checkbox"/>	<input type="checkbox"/>
3. ATF Pints _____	<input type="checkbox"/>	<input type="checkbox"/>

SECTION 6 - PERFORMANCE	P	RN
1. Road Test (minimum 15 minutes)	<input type="checkbox"/>	<input type="checkbox"/>
2. Odometer after road test <u>97139</u>		

SECTION 7 - COMMENTS
Needs battery

Inspection Date 3-20-13 Mechanic Name (print) Laz
Signature of Mechanic and date Lazare Alfonso 3-20-13



THE SCHOOL DISTRICT OF PALM BEACH COUNTY
TRANSPORTATION DEPARTMENT

Preventive Maintenance Vehicle Inspection

Vehicle Type (check one only)

- Car Light Truck Tractors
 SUV HD Truck Fork Lift
 Trailer Other _____

KEY:

- P = Passed
RN = Repair Needed
NA = Not Applicable

Vehicle # 7X142749 Make/Model Year 2007 Crown Vic Odometer 96,817 Repair Order # _____

SECTION 1 - INTERIOR	P	RN	NA
1. Interior Lights	<input checked="" type="checkbox"/>	<input type="checkbox"/>	<input type="checkbox"/>
2. Gauges, warning lights	<input checked="" type="checkbox"/>	<input type="checkbox"/>	<input type="checkbox"/>
3. Windshield wipers, washers	<input checked="" type="checkbox"/>	<input type="checkbox"/>	<input type="checkbox"/>
4. Heater, defrost fan	<input checked="" type="checkbox"/>	<input type="checkbox"/>	<input type="checkbox"/>
5. Air Conditioner	<input checked="" type="checkbox"/>	<input type="checkbox"/>	<input type="checkbox"/>
6. Rear view mirror	<input checked="" type="checkbox"/>	<input type="checkbox"/>	<input type="checkbox"/>
7. Horn	<input checked="" type="checkbox"/>	<input type="checkbox"/>	<input type="checkbox"/>
8. Seat belts/Seats	<input checked="" type="checkbox"/>	<input type="checkbox"/>	<input type="checkbox"/>
9. Parking brake handle, valve, pedal, pedal pad	<input checked="" type="checkbox"/>	<input type="checkbox"/>	<input type="checkbox"/>
10. Windshield, other glass	<input checked="" type="checkbox"/>	<input type="checkbox"/>	<input type="checkbox"/>
11. Cleanliness	<input checked="" type="checkbox"/>	<input type="checkbox"/>	<input type="checkbox"/>
12. <input type="radio"/> Insurance card <input type="radio"/> Registration	<input type="checkbox"/>	<input type="checkbox"/>	<input type="checkbox"/>
13. Vehicle breakdown decal	<input type="checkbox"/>	<input type="checkbox"/>	<input type="checkbox"/>

SECTION 2 - EXTERIOR	P	RN	NA
1. Lights, reflectors	<input checked="" type="checkbox"/>	<input type="checkbox"/>	<input type="checkbox"/>
2. Wiper blades	<input checked="" type="checkbox"/>	<input type="checkbox"/>	<input type="checkbox"/>
3. Vehicle number visible	<input type="checkbox"/>	<input type="checkbox"/>	<input type="checkbox"/>
4. Wheels, lug nuts, axle flanges	<input checked="" type="checkbox"/>	<input type="checkbox"/>	<input type="checkbox"/>
5. Fuel tank cap	<input checked="" type="checkbox"/>	<input type="checkbox"/>	<input type="checkbox"/>
6. General body cond./body damage	<input checked="" type="checkbox"/>	<input type="checkbox"/>	<input type="checkbox"/>
7. License plate	<input type="checkbox"/>	<input type="checkbox"/>	<input type="checkbox"/>
8. Hazard triangles	<input type="checkbox"/>	<input type="checkbox"/>	<input checked="" type="checkbox"/>
9. Side mirrors	<input checked="" type="checkbox"/>	<input type="checkbox"/>	<input type="checkbox"/>
10. Breakaway brake	<input type="checkbox"/>	<input type="checkbox"/>	<input checked="" type="checkbox"/>

SECTION 3 - UNDER VEHICLE	P	RN	NA
1. King pins or ball joints	<input type="checkbox"/>	<input type="checkbox"/>	<input type="checkbox"/>
2. Ties rod, drag link, center link, idler arm, pitman arm & CV boot	<input type="checkbox"/>	<input type="checkbox"/>	<input type="checkbox"/>
3. Steering box, Tight to frame, fluid leaks or play in gears	<input type="checkbox"/>	<input type="checkbox"/>	<input type="checkbox"/>
4. Front springs	<input type="checkbox"/>	<input type="checkbox"/>	<input type="checkbox"/>
5. Spring shackles and bushings	<input type="checkbox"/>	<input type="checkbox"/>	<input type="checkbox"/>
6. Control arm bushings	<input type="checkbox"/>	<input type="checkbox"/>	<input type="checkbox"/>
7. Front shocks	<input type="checkbox"/>	<input type="checkbox"/>	<input type="checkbox"/>
8. Wheel bearings/wheel seals	<input type="checkbox"/>	<input type="checkbox"/>	<input type="checkbox"/>
9. Hydraulic lines, fuel lines, air lines, and wires Secure to frame	<input type="checkbox"/>	<input type="checkbox"/>	<input type="checkbox"/>
10. Apply brakes, check operation	<input type="checkbox"/>	<input type="checkbox"/>	<input type="checkbox"/>
11. Tongue jack/coupling device	<input type="checkbox"/>	<input type="checkbox"/>	<input type="checkbox"/>
12. Clutch	<input type="checkbox"/>	<input type="checkbox"/>	<input type="checkbox"/>
13. Emergency brake adjustments	<input type="checkbox"/>	<input type="checkbox"/>	<input type="checkbox"/>
14. Motor & transmission mounts	<input type="checkbox"/>	<input type="checkbox"/>	<input type="checkbox"/>
15. Engine oil leaks	<input type="checkbox"/>	<input type="checkbox"/>	<input type="checkbox"/>
16. Transmissions leaks	<input type="checkbox"/>	<input type="checkbox"/>	<input type="checkbox"/>
17. PTO, shaft, u-joints, center bearing	<input type="checkbox"/>	<input type="checkbox"/>	<input type="checkbox"/>
18. Tightness of frame-hung components	<input type="checkbox"/>	<input type="checkbox"/>	<input type="checkbox"/>
19. Control rods, cables	<input type="checkbox"/>	<input type="checkbox"/>	<input type="checkbox"/>
20. Drive shaft	<input type="checkbox"/>	<input type="checkbox"/>	<input type="checkbox"/>
21. Fifth wheel and/or tow pintle/safety chains	<input type="checkbox"/>	<input type="checkbox"/>	<input type="checkbox"/>
22. Front brakes - adjust/measurements R/F _____ L/F _____	<input type="checkbox"/>	<input type="checkbox"/>	<input type="checkbox"/>
23. Rear brakes - adjust/measurements R/R _____ L/R _____	<input type="checkbox"/>	<input type="checkbox"/>	<input type="checkbox"/>

SECTION 3 - UNDER VEHICLE continued	P	RN	NA
23. Rear springs & hangers	<input type="checkbox"/>	<input type="checkbox"/>	<input type="checkbox"/>
24. Rear shocks	<input type="checkbox"/>	<input type="checkbox"/>	<input type="checkbox"/>
25. Rear wheel seals	<input type="checkbox"/>	<input type="checkbox"/>	<input type="checkbox"/>
26. Pinion seal	<input type="checkbox"/>	<input type="checkbox"/>	<input type="checkbox"/>
27. Differential gear lube <input type="radio"/> 50 <input type="radio"/> 90,000 mi	<input type="checkbox"/>	<input type="checkbox"/>	<input type="checkbox"/>
28. Body mounts	<input type="checkbox"/>	<input type="checkbox"/>	<input type="checkbox"/>
29. Drain air tanks	<input type="checkbox"/>	<input type="checkbox"/>	<input type="checkbox"/>
30. Tires: Tread wear pattern air pressure 5/32 Front 3/32 rear	<input type="checkbox"/>	<input type="checkbox"/>	<input type="checkbox"/>
31. Rotate tires: <input type="radio"/> 30 <input type="radio"/> 60 <input type="radio"/> 90,000 mi	<input type="checkbox"/>	<input type="checkbox"/>	<input type="checkbox"/>


SECTION 4 - ENGINE COMPARTMENT	P	RN	NA
1. Radiator, radiator cap	<input checked="" type="checkbox"/>	<input type="checkbox"/>	<input type="checkbox"/>
2. Radiator & heater hoses	<input checked="" type="checkbox"/>	<input type="checkbox"/>	<input type="checkbox"/>
3. Drive belts (adjust)	<input checked="" type="checkbox"/>	<input type="checkbox"/>	<input type="checkbox"/>
4. Battery terminals (clean)	<input checked="" type="checkbox"/>	<input type="checkbox"/>	<input type="checkbox"/>
5. Test battery, tray hold down	<input type="checkbox"/>	<input checked="" type="checkbox"/>	<input type="checkbox"/>
6. Fuel system	<input checked="" type="checkbox"/>	<input type="checkbox"/>	<input type="checkbox"/>
7. Air or vacuum leaks	<input checked="" type="checkbox"/>	<input type="checkbox"/>	<input type="checkbox"/>
8. Oil/Coolant leaks	<input checked="" type="checkbox"/>	<input type="checkbox"/>	<input type="checkbox"/>
9. Fuel levels, brake, ATF, power steering	<input checked="" type="checkbox"/>	<input type="checkbox"/>	<input type="checkbox"/>
10. Engine diagnostics DEAG	<input checked="" type="checkbox"/>	<input type="checkbox"/>	<input type="checkbox"/>
11. Emission control system	<input checked="" type="checkbox"/>	<input type="checkbox"/>	<input type="checkbox"/>
12. Steering shaft u-joint	<input checked="" type="checkbox"/>	<input type="checkbox"/>	<input type="checkbox"/>
13. Compressor oil feed line	<input type="checkbox"/>	<input type="checkbox"/>	<input checked="" type="checkbox"/>
14. All hoses & wires secure	<input checked="" type="checkbox"/>	<input type="checkbox"/>	<input type="checkbox"/>
15. Replace transmission fluid <input type="radio"/> 30,000 <input type="radio"/> 60,000 <input type="radio"/> 90,000 miles	<input type="checkbox"/>	<input type="checkbox"/>	<input type="checkbox"/>
16. Lube chassis each service	<input type="checkbox"/>	<input type="checkbox"/>	<input type="checkbox"/>
17. Replace engine air filter <input type="radio"/> 30,000 <input type="radio"/> 60,000 <input type="radio"/> 90,000 miles	<input type="checkbox"/>	<input type="checkbox"/>	<input type="checkbox"/>
18. Replace fuel filter <input type="radio"/> 30,000 <input type="radio"/> 60,000 <input type="radio"/> 90,000 miles	<input type="checkbox"/>	<input type="checkbox"/>	<input type="checkbox"/>
19. Replace cabin filter <input type="radio"/> 30,000 <input type="radio"/> 60,000 <input type="radio"/> 90,000 miles	<input type="checkbox"/>	<input type="checkbox"/>	<input type="checkbox"/>
20. Replace radiator fluid <input type="radio"/> 50,000 <input type="radio"/> 100,000 miles	<input type="checkbox"/>	<input type="checkbox"/>	<input type="checkbox"/>

SECTION 5 - LUBRICATION (enter quantities)	Yes	No
1. Oil & Filter change	<input type="checkbox"/>	<input type="checkbox"/>
2. Oil Quarts _____	<input type="checkbox"/>	<input type="checkbox"/>
3. ATF Pints _____	<input type="checkbox"/>	<input type="checkbox"/>

SECTION 6 - PERFORMANCE	P	RN
1. Road Test (minimum 15 minutes)	<input type="checkbox"/>	<input type="checkbox"/>
2. Odometer after road test <u>96,817</u>		

SECTION 7 - COMMENTS
<i>Needs battery.</i>

Inspection Date 3-20-13 Mechanic Name (print) Javier
Signature of Mechanic and date [Signature] 3-20-13



THE SCHOOL DISTRICT OF PALM BEACH COUNTY
TRANSPORTATION DEPARTMENT

Preventive Maintenance Vehicle Inspection

Vehicle Type (check one only)

- Car Light Truck Tractors
 SUV HD Truck Fork Lift
 Trailer Other _____

KEY:

- P = Passed
RN = Repair Needed
NA = Not Applicable

Vehicle # <i>8X102355</i>	Make/Model Year <i>2008 Crown Vic</i>	Odometer <i>93,227</i>	Repair Order #
------------------------------	--	---------------------------	----------------

SECTION 1 - INTERIOR	P	RN	NA
1. Interior Lights	<input checked="" type="checkbox"/>	<input type="checkbox"/>	<input type="checkbox"/>
2. Gauges, warning lights	<input checked="" type="checkbox"/>	<input type="checkbox"/>	<input type="checkbox"/>
3. Windshield wipers, washers	<input checked="" type="checkbox"/>	<input type="checkbox"/>	<input type="checkbox"/>
4. Heater, defrost fan	<input checked="" type="checkbox"/>	<input type="checkbox"/>	<input type="checkbox"/>
5. Air Conditioner	<input type="checkbox"/>	<input checked="" type="checkbox"/>	<input type="checkbox"/>
6. Rear view mirror	<input checked="" type="checkbox"/>	<input type="checkbox"/>	<input type="checkbox"/>
7. Horn	<input checked="" type="checkbox"/>	<input type="checkbox"/>	<input type="checkbox"/>
8. Seat belts/Seats	<input checked="" type="checkbox"/>	<input type="checkbox"/>	<input type="checkbox"/>
9. Parking brake handle, valve, pedal, pedal pad	<input checked="" type="checkbox"/>	<input type="checkbox"/>	<input type="checkbox"/>
10. Windshield, other glass	<input checked="" type="checkbox"/>	<input type="checkbox"/>	<input type="checkbox"/>
11. Cleanliness	<input checked="" type="checkbox"/>	<input type="checkbox"/>	<input type="checkbox"/>
12. <input type="radio"/> Insurance card <input type="radio"/> Registration	<input type="checkbox"/>	<input type="checkbox"/>	<input type="checkbox"/>
13. Vehicle breakdown decal	<input type="checkbox"/>	<input type="checkbox"/>	<input type="checkbox"/>

SECTION 2 - EXTERIOR	P	RN	NA
1. Lights, reflectors	<input checked="" type="checkbox"/>	<input type="checkbox"/>	<input type="checkbox"/>
2. Wiper blades	<input checked="" type="checkbox"/>	<input type="checkbox"/>	<input type="checkbox"/>
3. Vehicle number visible	<input type="checkbox"/>	<input type="checkbox"/>	<input type="checkbox"/>
4. Wheels, lug nuts, axle flanges	<input checked="" type="checkbox"/>	<input type="checkbox"/>	<input type="checkbox"/>
5. Fuel tank cap	<input checked="" type="checkbox"/>	<input type="checkbox"/>	<input type="checkbox"/>
6. General body cond./body damage	<input checked="" type="checkbox"/>	<input type="checkbox"/>	<input type="checkbox"/>
7. License plate	<input type="checkbox"/>	<input type="checkbox"/>	<input type="checkbox"/>
8. Hazard triangles	<input type="checkbox"/>	<input type="checkbox"/>	<input checked="" type="checkbox"/>
9. Side mirrors	<input checked="" type="checkbox"/>	<input type="checkbox"/>	<input type="checkbox"/>
10. Breakaway brake	<input type="checkbox"/>	<input type="checkbox"/>	<input checked="" type="checkbox"/>

SECTION 3 - UNDER VEHICLE	P	RN	NA
1. King pins or ball joints	<input type="checkbox"/>	<input type="checkbox"/>	<input type="checkbox"/>
2. Ties rod, drag link, center link, idler arm, pitman arm & CV boot	<input type="checkbox"/>	<input type="checkbox"/>	<input type="checkbox"/>
3. Steering box, Tight to frame, fluid leaks or play in gears	<input type="checkbox"/>	<input type="checkbox"/>	<input type="checkbox"/>
4. Front springs	<input type="checkbox"/>	<input type="checkbox"/>	<input type="checkbox"/>
5. Spring shackles and bushings	<input type="checkbox"/>	<input type="checkbox"/>	<input type="checkbox"/>
6. Control arm bushings	<input type="checkbox"/>	<input type="checkbox"/>	<input type="checkbox"/>
7. Front shocks	<input type="checkbox"/>	<input type="checkbox"/>	<input type="checkbox"/>
8. Wheel bearings/wheel seals	<input type="checkbox"/>	<input type="checkbox"/>	<input type="checkbox"/>
9. Hydraulic lines, fuel lines, air lines, and wires Secure to frame	<input type="checkbox"/>	<input type="checkbox"/>	<input type="checkbox"/>
10. Apply brakes, check operation	<input type="checkbox"/>	<input type="checkbox"/>	<input type="checkbox"/>
11. Tongue jack/coupling device	<input type="checkbox"/>	<input type="checkbox"/>	<input type="checkbox"/>
12. Clutch	<input type="checkbox"/>	<input type="checkbox"/>	<input type="checkbox"/>
13. Emergency brake adjustments	<input type="checkbox"/>	<input type="checkbox"/>	<input type="checkbox"/>
14. Motor & transmission mounts	<input type="checkbox"/>	<input type="checkbox"/>	<input type="checkbox"/>
15. Engine oil leaks	<input type="checkbox"/>	<input type="checkbox"/>	<input type="checkbox"/>
16. Transmissions leaks	<input type="checkbox"/>	<input type="checkbox"/>	<input type="checkbox"/>
17. PTO, shaft, u-joints, center bearing	<input type="checkbox"/>	<input type="checkbox"/>	<input type="checkbox"/>
18. Tightness of frame-hung components	<input type="checkbox"/>	<input type="checkbox"/>	<input type="checkbox"/>
19. Control rods, cables	<input type="checkbox"/>	<input type="checkbox"/>	<input type="checkbox"/>
20. Drive shaft	<input type="checkbox"/>	<input type="checkbox"/>	<input type="checkbox"/>
21. Fifth wheel and/or tow pintle/safety chains	<input type="checkbox"/>	<input type="checkbox"/>	<input type="checkbox"/>
22. Front brakes - adjust/measurements R/F _____ L/F _____	<input type="checkbox"/>	<input type="checkbox"/>	<input type="checkbox"/>
23. Rear brakes - adjust/measurements R/R _____ L/R _____	<input type="checkbox"/>	<input type="checkbox"/>	<input type="checkbox"/>

SECTION 3 - UNDER VEHICLE continued	P	RN	NA
23. Rear springs & hangers	<input type="checkbox"/>	<input type="checkbox"/>	<input type="checkbox"/>
24. Rear shocks	<input type="checkbox"/>	<input type="checkbox"/>	<input type="checkbox"/>
25. Rear wheel seals	<input type="checkbox"/>	<input type="checkbox"/>	<input type="checkbox"/>
26. Pinion seal	<input type="checkbox"/>	<input type="checkbox"/>	<input type="checkbox"/>
27. Differential gear lube <input type="radio"/> 50 <input type="radio"/> 90,000 mi	<input type="checkbox"/>	<input type="checkbox"/>	<input type="checkbox"/>
28. Body mounts	<input type="checkbox"/>	<input type="checkbox"/>	<input type="checkbox"/>
29. Drain air tanks	<input type="checkbox"/>	<input type="checkbox"/>	<input type="checkbox"/>
30. Tires: Tread wear pattern air pressure 5/32 Front 3/32 rear	<input type="checkbox"/>	<input type="checkbox"/>	<input type="checkbox"/>
31. Rotate tires: <input type="radio"/> 30 <input type="radio"/> 60 <input type="radio"/> 90,000 mi	<input type="checkbox"/>	<input type="checkbox"/>	<input type="checkbox"/>


SECTION 4 - ENGINE COMPARTMENT	P	RN	NA
1. Radiator, radiator cap	<input checked="" type="checkbox"/>	<input type="checkbox"/>	<input type="checkbox"/>
2. Radiator & heater hoses	<input checked="" type="checkbox"/>	<input type="checkbox"/>	<input type="checkbox"/>
3. Drive belts (adjust)	<input checked="" type="checkbox"/>	<input type="checkbox"/>	<input type="checkbox"/>
4. Battery terminals (clean)	<input checked="" type="checkbox"/>	<input type="checkbox"/>	<input type="checkbox"/>
5. Test battery, tray hold down	<input type="checkbox"/>	<input checked="" type="checkbox"/>	<input type="checkbox"/>
6. Fuel system	<input checked="" type="checkbox"/>	<input type="checkbox"/>	<input type="checkbox"/>
7. Air or vacuum leaks	<input checked="" type="checkbox"/>	<input type="checkbox"/>	<input type="checkbox"/>
8. Oil/Coolant leaks	<input checked="" type="checkbox"/>	<input type="checkbox"/>	<input type="checkbox"/>
9. Fuel levels, brake, ATF, power steering	<input checked="" type="checkbox"/>	<input type="checkbox"/>	<input type="checkbox"/>
10. Engine diagnostics DEAG	<input checked="" type="checkbox"/>	<input type="checkbox"/>	<input type="checkbox"/>
11. Emission control system	<input checked="" type="checkbox"/>	<input type="checkbox"/>	<input type="checkbox"/>
12. Steering shaft u-joint	<input checked="" type="checkbox"/>	<input type="checkbox"/>	<input type="checkbox"/>
13. Compressor oil feed line	<input type="checkbox"/>	<input type="checkbox"/>	<input checked="" type="checkbox"/>
14. All hoses & wires secure	<input checked="" type="checkbox"/>	<input type="checkbox"/>	<input type="checkbox"/>
15. Replace transmission fluid <input type="radio"/> 30,000 <input type="radio"/> 60,000 <input type="radio"/> 90,000 miles	<input type="checkbox"/>	<input type="checkbox"/>	<input type="checkbox"/>
16. Lube chassis each service	<input type="checkbox"/>	<input type="checkbox"/>	<input type="checkbox"/>
17. Replace engine air filter <input type="radio"/> 30,000 <input type="radio"/> 60,000 <input type="radio"/> 90,000 miles	<input type="checkbox"/>	<input type="checkbox"/>	<input type="checkbox"/>
18. Replace fuel filter <input type="radio"/> 30,000 <input type="radio"/> 60,000 <input type="radio"/> 90,000 miles	<input type="checkbox"/>	<input type="checkbox"/>	<input type="checkbox"/>
19. Replace cabin filter <input type="radio"/> 30,000 <input type="radio"/> 60,000 <input type="radio"/> 90,000 miles	<input type="checkbox"/>	<input type="checkbox"/>	<input type="checkbox"/>
20. Replace radiator fluid <input type="radio"/> 50,000 <input type="radio"/> 100,000 miles	<input type="checkbox"/>	<input type="checkbox"/>	<input type="checkbox"/>

SECTION 5 - LUBRICATION (enter quantities)	Yes	No
1. Oil & Filter change	<input type="checkbox"/>	<input type="checkbox"/>
2. Oil Quarts _____	<input type="checkbox"/>	<input type="checkbox"/>
3. ATF Pints _____	<input type="checkbox"/>	<input type="checkbox"/>

SECTION 6 - PERFORMANCE	P	RN
1. Road Test (minimum 15 minutes)	<input type="checkbox"/>	<input type="checkbox"/>
2. Odometer after road test <i>93,227</i>		

SECTION 7 - COMMENTS
<i>Needs new battery. A/C not cooling. Anti theft button under Emergency Brake.</i>

Inspection Date <i>3-20-13</i>	Mechanic Name (print) <i>Javier</i>
Signature of Mechanic and date <i>[Signature] 3-20-13</i>	



THE SCHOOL DISTRICT OF PALM BEACH COUNTY
TRANSPORTATION DEPARTMENT

Preventive Maintenance Vehicle Inspection

Vehicle Type (check one only)

- Car Light Truck Tractors
 SUV HD Truck Fork Lift
 Trailer Other _____

KEY:

- P** = Passed
RN = Repair Needed
NA = Not Applicable

Vehicle # <u>8X142791</u>	Make/Model Year <u>2008 Crown Vic</u>	Odometer <u>95,998</u>	Repair Order #
------------------------------	--	---------------------------	----------------

SECTION 1 - INTERIOR	P	RN	NA
1. Interior Lights	<input checked="" type="checkbox"/>	<input type="checkbox"/>	<input type="checkbox"/>
2. Gauges, warning lights	<input checked="" type="checkbox"/>	<input type="checkbox"/>	<input type="checkbox"/>
3. Windshield wipers, washers	<input checked="" type="checkbox"/>	<input type="checkbox"/>	<input type="checkbox"/>
4. Heater, defrost fan	<input checked="" type="checkbox"/>	<input type="checkbox"/>	<input type="checkbox"/>
5. Air Conditioner	<input checked="" type="checkbox"/>	<input type="checkbox"/>	<input type="checkbox"/>
6. Rear view mirror	<input checked="" type="checkbox"/>	<input type="checkbox"/>	<input type="checkbox"/>
7. Horn	<input checked="" type="checkbox"/>	<input type="checkbox"/>	<input type="checkbox"/>
8. Seat belts/Seats	<input checked="" type="checkbox"/>	<input type="checkbox"/>	<input type="checkbox"/>
9. Parking brake handle, valve, pedal, pedal pad	<input checked="" type="checkbox"/>	<input type="checkbox"/>	<input type="checkbox"/>
10. Windshield, other glass	<input checked="" type="checkbox"/>	<input type="checkbox"/>	<input type="checkbox"/>
11. Cleanliness	<input checked="" type="checkbox"/>	<input type="checkbox"/>	<input type="checkbox"/>
12. <input type="radio"/> Insurance card <input type="radio"/> Registration	<input type="checkbox"/>	<input type="checkbox"/>	<input type="checkbox"/>
13. Vehicle breakdown decal	<input type="checkbox"/>	<input type="checkbox"/>	<input type="checkbox"/>

SECTION 2 - EXTERIOR	P	RN	NA
1. Lights, reflectors	<input checked="" type="checkbox"/>	<input type="checkbox"/>	<input type="checkbox"/>
2. Wiper blades	<input checked="" type="checkbox"/>	<input type="checkbox"/>	<input type="checkbox"/>
3. Vehicle number visible	<input type="checkbox"/>	<input type="checkbox"/>	<input type="checkbox"/>
4. Wheels, lug nuts, axle flanges	<input checked="" type="checkbox"/>	<input type="checkbox"/>	<input type="checkbox"/>
5. Fuel tank cap	<input checked="" type="checkbox"/>	<input type="checkbox"/>	<input type="checkbox"/>
6. General body cond./body damage	<input checked="" type="checkbox"/>	<input type="checkbox"/>	<input type="checkbox"/>
7. License plate	<input type="checkbox"/>	<input type="checkbox"/>	<input type="checkbox"/>
8. Hazard triangles	<input type="checkbox"/>	<input type="checkbox"/>	<input checked="" type="checkbox"/>
9. Side mirrors	<input checked="" type="checkbox"/>	<input type="checkbox"/>	<input type="checkbox"/>
10. Breakaway brake	<input type="checkbox"/>	<input type="checkbox"/>	<input checked="" type="checkbox"/>

SECTION 3 - UNDER VEHICLE	P	RN	NA
1. King pins or ball joints	<input type="checkbox"/>	<input type="checkbox"/>	<input type="checkbox"/>
2. Ties rod, drag link, center link, idler arm, pitman arm & CV boot	<input type="checkbox"/>	<input type="checkbox"/>	<input type="checkbox"/>
3. Steering box, Tight to frame, fluid leaks or play in gears	<input type="checkbox"/>	<input type="checkbox"/>	<input type="checkbox"/>
4. Front springs	<input type="checkbox"/>	<input type="checkbox"/>	<input type="checkbox"/>
5. Spring shackles and bushings	<input type="checkbox"/>	<input type="checkbox"/>	<input type="checkbox"/>
6. Control arm bushings	<input type="checkbox"/>	<input type="checkbox"/>	<input type="checkbox"/>
7. Front shocks	<input type="checkbox"/>	<input type="checkbox"/>	<input type="checkbox"/>
8. Wheel bearings/wheel seals	<input type="checkbox"/>	<input type="checkbox"/>	<input type="checkbox"/>
9. Hydraulic lines, fuel lines, air lines, and wires Secure to frame	<input type="checkbox"/>	<input type="checkbox"/>	<input type="checkbox"/>
10. Apply brakes, check operation	<input type="checkbox"/>	<input type="checkbox"/>	<input type="checkbox"/>
11. Tongue jack/coupling device	<input type="checkbox"/>	<input type="checkbox"/>	<input type="checkbox"/>
12. Clutch	<input type="checkbox"/>	<input type="checkbox"/>	<input type="checkbox"/>
13. Emergency brake adjustments	<input type="checkbox"/>	<input type="checkbox"/>	<input type="checkbox"/>
14. Motor & transmission mounts	<input type="checkbox"/>	<input type="checkbox"/>	<input type="checkbox"/>
15. Engine oil leaks	<input type="checkbox"/>	<input type="checkbox"/>	<input type="checkbox"/>
16. Transmissions leaks	<input type="checkbox"/>	<input type="checkbox"/>	<input type="checkbox"/>
17. PTO, shaft, u-joints, center bearing	<input type="checkbox"/>	<input type="checkbox"/>	<input type="checkbox"/>
18. Tightness of frame-hung components	<input type="checkbox"/>	<input type="checkbox"/>	<input type="checkbox"/>
19. Control rods, cables	<input type="checkbox"/>	<input type="checkbox"/>	<input type="checkbox"/>
20. Drive shaft	<input type="checkbox"/>	<input type="checkbox"/>	<input type="checkbox"/>
21. Fifth wheel and/or tow pintle/safety chains	<input type="checkbox"/>	<input type="checkbox"/>	<input type="checkbox"/>
22. Front brakes - adjust/measurements R/F _____ L/F _____	<input type="checkbox"/>	<input type="checkbox"/>	<input type="checkbox"/>
23. Rear brakes - adjust/measurements R/R _____ L/R _____	<input type="checkbox"/>	<input type="checkbox"/>	<input type="checkbox"/>

SECTION 3 - UNDER VEHICLE continued	P	RN	NA
23. Rear springs & hangers	<input type="checkbox"/>	<input type="checkbox"/>	<input type="checkbox"/>
24. Rear shocks	<input type="checkbox"/>	<input type="checkbox"/>	<input type="checkbox"/>
25. Rear wheel seals	<input type="checkbox"/>	<input type="checkbox"/>	<input type="checkbox"/>
26. Pinion seal	<input type="checkbox"/>	<input type="checkbox"/>	<input type="checkbox"/>
27. Differential gear lube <input type="radio"/> 50 <input type="radio"/> 90,000 mi	<input type="checkbox"/>	<input type="checkbox"/>	<input type="checkbox"/>
28. Body mounts	<input type="checkbox"/>	<input type="checkbox"/>	<input type="checkbox"/>
29. Drain air tanks	<input type="checkbox"/>	<input type="checkbox"/>	<input type="checkbox"/>
30. Tires: Tread wear pattern air pressure 5/32 Front 3/32 rear	<input type="checkbox"/>	<input type="checkbox"/>	<input type="checkbox"/>
31. Rotate tires: <input type="radio"/> 30 <input type="radio"/> 60 <input type="radio"/> 90,000 mi	<input type="checkbox"/>	<input type="checkbox"/>	<input type="checkbox"/>


SECTION 4 - ENGINE COMPARTMENT	P	RN	NA
1. Radiator, radiator cap	<input checked="" type="checkbox"/>	<input type="checkbox"/>	<input type="checkbox"/>
2. Radiator & heater hoses	<input checked="" type="checkbox"/>	<input type="checkbox"/>	<input type="checkbox"/>
3. Drive belts (adjust)	<input checked="" type="checkbox"/>	<input type="checkbox"/>	<input type="checkbox"/>
4. Battery terminals (clean)	<input checked="" type="checkbox"/>	<input type="checkbox"/>	<input type="checkbox"/>
5. Test battery, tray hold down	<input type="checkbox"/>	<input checked="" type="checkbox"/>	<input type="checkbox"/>
6. Fuel system	<input checked="" type="checkbox"/>	<input type="checkbox"/>	<input type="checkbox"/>
7. Air or vacuum leaks	<input checked="" type="checkbox"/>	<input type="checkbox"/>	<input type="checkbox"/>
8. Oil/Coolant leaks	<input checked="" type="checkbox"/>	<input type="checkbox"/>	<input type="checkbox"/>
9. Fuel levels, brake, ATF, power steering	<input checked="" type="checkbox"/>	<input type="checkbox"/>	<input type="checkbox"/>
10. Engine diagnostics DEAG	<input checked="" type="checkbox"/>	<input type="checkbox"/>	<input type="checkbox"/>
11. Emission control system	<input checked="" type="checkbox"/>	<input type="checkbox"/>	<input type="checkbox"/>
12. Steering shaft u-joint	<input checked="" type="checkbox"/>	<input type="checkbox"/>	<input type="checkbox"/>
13. Compressor oil feed line	<input type="checkbox"/>	<input type="checkbox"/>	<input checked="" type="checkbox"/>
14. All hoses & wires secure	<input checked="" type="checkbox"/>	<input type="checkbox"/>	<input type="checkbox"/>
15. Replace transmission fluid <input type="radio"/> 30,000 <input type="radio"/> 60,000 <input type="radio"/> 90,000 miles	<input type="checkbox"/>	<input type="checkbox"/>	<input type="checkbox"/>
16. Lube chassis each service	<input type="checkbox"/>	<input type="checkbox"/>	<input type="checkbox"/>
17. Replace engine air filter <input type="radio"/> 30,000 <input type="radio"/> 60,000 <input type="radio"/> 90,000 miles	<input type="checkbox"/>	<input type="checkbox"/>	<input type="checkbox"/>
18. Replace fuel filter <input type="radio"/> 30,000 <input type="radio"/> 60,000 <input type="radio"/> 90,000 miles	<input type="checkbox"/>	<input type="checkbox"/>	<input type="checkbox"/>
19. Replace cabin filter <input type="radio"/> 30,000 <input type="radio"/> 60,000 <input type="radio"/> 90,000 miles	<input type="checkbox"/>	<input type="checkbox"/>	<input type="checkbox"/>
20. Replace radiator fluid <input type="radio"/> 50,000 <input type="radio"/> 100,000 miles	<input type="checkbox"/>	<input type="checkbox"/>	<input type="checkbox"/>

SECTION 5 - LUBRICATION (enter quantities)	Yes	No
1. Oil & Filter change	<input type="checkbox"/>	<input type="checkbox"/>
2. Oil Quarts _____	<input type="checkbox"/>	<input type="checkbox"/>
3. ATF Pints _____	<input type="checkbox"/>	<input type="checkbox"/>

SECTION 6 - PERFORMANCE	P	RN
1. Road Test (minimum 15 minutes)	<input type="checkbox"/>	<input type="checkbox"/>
2. Odometer after road test <u>95,998</u>		

SECTION 7 - COMMENTS
<p><i>Anti theft button under E-Brake.</i></p>

Inspection Date <u>3-20-13</u>	Mechanic Name (print) <u>Javier</u>
Signature of Mechanic and date <i>Javier</i> <u>3-20-13</u>	



THE SCHOOL DISTRICT OF PALM BEACH COUNTY
TRANSPORTATION DEPARTMENT

Preventive Maintenance Vehicle Inspection

Vehicle Type (check one only)

- Car Light Truck Tractors
 SUV HD Truck Fork Lift
 Trailer Other _____

KEY:

- P = Passed
RN = Repair Needed
NA = Not Applicable

Vehicle #
7X 136 998

Make/Model Year
Ford Crown V.I.C 07

Odometer
102254

Repair Order #

SECTION 1 - INTERIOR	P	RN	NA
1. Interior Lights	<input checked="" type="checkbox"/>	<input type="checkbox"/>	<input type="checkbox"/>
2. Gauges, warning lights	<input checked="" type="checkbox"/>	<input type="checkbox"/>	<input type="checkbox"/>
3. Windshield wipers, washers	<input checked="" type="checkbox"/>	<input type="checkbox"/>	<input type="checkbox"/>
4. Heater, defrost fan	<input checked="" type="checkbox"/>	<input type="checkbox"/>	<input type="checkbox"/>
5. Air Conditioner	<input checked="" type="checkbox"/>	<input type="checkbox"/>	<input type="checkbox"/>
6. Rear view mirror	<input checked="" type="checkbox"/>	<input type="checkbox"/>	<input type="checkbox"/>
7. Horn	<input checked="" type="checkbox"/>	<input type="checkbox"/>	<input type="checkbox"/>
8. Seat belts/Seats	<input checked="" type="checkbox"/>	<input type="checkbox"/>	<input type="checkbox"/>
9. Parking brake handle, valve, pedal, pedal pad	<input checked="" type="checkbox"/>	<input type="checkbox"/>	<input type="checkbox"/>
10. Windshield, other glass	<input checked="" type="checkbox"/>	<input type="checkbox"/>	<input type="checkbox"/>
11. Cleanliness	<input checked="" type="checkbox"/>	<input type="checkbox"/>	<input type="checkbox"/>
12. <input type="radio"/> Insurance card <input type="radio"/> Registration	<input type="checkbox"/>	<input type="checkbox"/>	<input type="checkbox"/>
13. Vehicle breakdown decal	<input type="checkbox"/>	<input type="checkbox"/>	<input type="checkbox"/>

SECTION 2 - EXTERIOR	P	RN	NA
1. Lights, reflectors	<input checked="" type="checkbox"/>	<input type="checkbox"/>	<input type="checkbox"/>
2. Wiper blades	<input checked="" type="checkbox"/>	<input type="checkbox"/>	<input type="checkbox"/>
3. Vehicle number visible	<input type="checkbox"/>	<input type="checkbox"/>	<input type="checkbox"/>
4. Wheels, lug nuts, axle flanges	<input checked="" type="checkbox"/>	<input type="checkbox"/>	<input type="checkbox"/>
5. Fuel tank cap	<input checked="" type="checkbox"/>	<input type="checkbox"/>	<input type="checkbox"/>
6. General body cond./body damage	<input checked="" type="checkbox"/>	<input type="checkbox"/>	<input type="checkbox"/>
7. License plate	<input type="checkbox"/>	<input type="checkbox"/>	<input type="checkbox"/>
8. Hazard triangles	<input type="checkbox"/>	<input type="checkbox"/>	<input checked="" type="checkbox"/>
9. Side mirrors	<input checked="" type="checkbox"/>	<input type="checkbox"/>	<input type="checkbox"/>
10. Breakaway brake	<input type="checkbox"/>	<input type="checkbox"/>	<input checked="" type="checkbox"/>

SECTION 3 - UNDER VEHICLE	P	RN	NA
1. King pins or ball joints	<input type="checkbox"/>	<input type="checkbox"/>	<input type="checkbox"/>
2. Ties rod, drag link, center link, idler arm, pitman arm & CV boot	<input type="checkbox"/>	<input type="checkbox"/>	<input type="checkbox"/>
3. Steering box, Tight to frame, fluid leaks or play in gears	<input type="checkbox"/>	<input type="checkbox"/>	<input type="checkbox"/>
4. Front springs	<input type="checkbox"/>	<input type="checkbox"/>	<input type="checkbox"/>
5. Spring shackles and bushings	<input type="checkbox"/>	<input type="checkbox"/>	<input type="checkbox"/>
6. Control arm bushings	<input type="checkbox"/>	<input type="checkbox"/>	<input type="checkbox"/>
7. Front shocks	<input type="checkbox"/>	<input type="checkbox"/>	<input type="checkbox"/>
8. Wheel bearings/wheel seals	<input type="checkbox"/>	<input type="checkbox"/>	<input type="checkbox"/>
9. Hydraulic lines, fuel lines, air lines, and wires Secure to frame	<input type="checkbox"/>	<input type="checkbox"/>	<input type="checkbox"/>
10. Apply brakes, check operation	<input type="checkbox"/>	<input type="checkbox"/>	<input type="checkbox"/>
11. Tongue jack/coupling device	<input type="checkbox"/>	<input type="checkbox"/>	<input type="checkbox"/>
12. Clutch	<input type="checkbox"/>	<input type="checkbox"/>	<input type="checkbox"/>
13. Emergency brake adjustments	<input type="checkbox"/>	<input type="checkbox"/>	<input type="checkbox"/>
14. Motor & transmission mounts	<input type="checkbox"/>	<input type="checkbox"/>	<input type="checkbox"/>
15. Engine oil leaks	<input type="checkbox"/>	<input type="checkbox"/>	<input type="checkbox"/>
16. Transmissions leaks	<input type="checkbox"/>	<input type="checkbox"/>	<input type="checkbox"/>
17. PTO, shaft, u-joints, center bearing	<input type="checkbox"/>	<input type="checkbox"/>	<input type="checkbox"/>
18. Tightness of frame-hung components	<input type="checkbox"/>	<input type="checkbox"/>	<input type="checkbox"/>
19. Control rods, cables	<input type="checkbox"/>	<input type="checkbox"/>	<input type="checkbox"/>
20. Drive shaft	<input type="checkbox"/>	<input type="checkbox"/>	<input type="checkbox"/>
21. Fifth wheel and/or tow pintle/safety chains	<input type="checkbox"/>	<input type="checkbox"/>	<input type="checkbox"/>
22. Front brakes - adjust/measurements R/F _____ L/F _____	<input type="checkbox"/>	<input type="checkbox"/>	<input type="checkbox"/>
23. Rear brakes - adjust/measurements R/R _____ L/R _____	<input type="checkbox"/>	<input type="checkbox"/>	<input type="checkbox"/>

SECTION 3 - UNDER VEHICLE continued	P	RN	NA
23. Rear springs & hangers	<input type="checkbox"/>	<input type="checkbox"/>	<input type="checkbox"/>
24. Rear shocks	<input type="checkbox"/>	<input type="checkbox"/>	<input type="checkbox"/>
25. Rear wheel seals	<input type="checkbox"/>	<input type="checkbox"/>	<input type="checkbox"/>
26. Pinion seal	<input type="checkbox"/>	<input type="checkbox"/>	<input type="checkbox"/>
27. Differential gear lube <input type="radio"/> 50 <input type="radio"/> 90,000 mi	<input type="checkbox"/>	<input type="checkbox"/>	<input type="checkbox"/>
28. Body mounts	<input type="checkbox"/>	<input type="checkbox"/>	<input type="checkbox"/>
29. Drain air tanks	<input type="checkbox"/>	<input type="checkbox"/>	<input type="checkbox"/>
30. Tires: Tread wear pattern air pressure 5/32 Front 3/32 rear	<input type="checkbox"/>	<input type="checkbox"/>	<input type="checkbox"/>
31. Rotate tires: <input type="radio"/> 30 <input type="radio"/> 60 <input type="radio"/> 90,000 mi	<input type="checkbox"/>	<input type="checkbox"/>	<input type="checkbox"/>

SECTION 4 - ENGINE COMPARTMENT	P	RN	NA
1. Radiator, radiator cap	<input checked="" type="checkbox"/>	<input type="checkbox"/>	<input type="checkbox"/>
2. Radiator & heater hoses	<input checked="" type="checkbox"/>	<input type="checkbox"/>	<input type="checkbox"/>
3. Drive belts (adjust)	<input checked="" type="checkbox"/>	<input type="checkbox"/>	<input type="checkbox"/>
4. Battery terminals (clean)	<input checked="" type="checkbox"/>	<input type="checkbox"/>	<input type="checkbox"/>
5. Test battery, tray hold down	<input type="checkbox"/>	<input checked="" type="checkbox"/>	<input type="checkbox"/>
6. Fuel system	<input checked="" type="checkbox"/>	<input type="checkbox"/>	<input type="checkbox"/>
7. Air or vacuum leaks	<input checked="" type="checkbox"/>	<input type="checkbox"/>	<input type="checkbox"/>
8. Oil/Coolant leaks	<input checked="" type="checkbox"/>	<input type="checkbox"/>	<input type="checkbox"/>
9. Fuel levels, brake, ATF, power steering	<input checked="" type="checkbox"/>	<input type="checkbox"/>	<input type="checkbox"/>
10. Engine diagnostics DEAG	<input checked="" type="checkbox"/>	<input type="checkbox"/>	<input type="checkbox"/>
11. Emission control system	<input checked="" type="checkbox"/>	<input type="checkbox"/>	<input type="checkbox"/>
12. Steering shaft u-joint	<input checked="" type="checkbox"/>	<input type="checkbox"/>	<input type="checkbox"/>
13. Compressor oil feed line	<input type="checkbox"/>	<input type="checkbox"/>	<input checked="" type="checkbox"/>
14. All hoses & wires secure	<input checked="" type="checkbox"/>	<input type="checkbox"/>	<input type="checkbox"/>
15. Replace transmission fluid <input type="radio"/> 30,000 <input type="radio"/> 60,000 <input type="radio"/> 90,000 miles	<input type="checkbox"/>	<input type="checkbox"/>	<input type="checkbox"/>
16. Lube chassis each service	<input type="checkbox"/>	<input type="checkbox"/>	<input type="checkbox"/>
17. Replace engine air filter <input type="radio"/> 30,000 <input type="radio"/> 60,000 <input type="radio"/> 90,000 miles	<input type="checkbox"/>	<input type="checkbox"/>	<input type="checkbox"/>
18. Replace fuel filter <input type="radio"/> 30,000 <input type="radio"/> 60,000 <input type="radio"/> 90,000 miles	<input type="checkbox"/>	<input type="checkbox"/>	<input type="checkbox"/>
19. Replace cabin filter <input type="radio"/> 30,000 <input type="radio"/> 60,000 <input type="radio"/> 90,000 miles	<input type="checkbox"/>	<input type="checkbox"/>	<input type="checkbox"/>
20. Replace radiator fluid <input type="radio"/> 50,000 <input type="radio"/> 100,000 miles	<input type="checkbox"/>	<input type="checkbox"/>	<input type="checkbox"/>

SECTION 5 - LUBRICATION (enter quantities)	Yes	No
1. Oil & Filter change	<input type="checkbox"/>	<input type="checkbox"/>
2. Oil Quarts _____	<input type="checkbox"/>	<input type="checkbox"/>
3. ATF Pints _____	<input type="checkbox"/>	<input type="checkbox"/>

SECTION 6 - PERFORMANCE	P	RN
1. Road Test (minimum 15 minutes)	<input type="checkbox"/>	<input type="checkbox"/>
2. Odometer after road test 102254		

SECTION 7 - COMMENTS
- Anti Theft button under
E-brake
- low fuel

Inspection Date **3-20-13** Mechanic Name (print) **Laz**
Signature of Mechanic and date **Lorenzo Alfonso 3-20-13**